

In conclusion

We hope this booklet will be helpful to you.
Please don't hesitate to ask questions if it hasn't been covered here.

We hope you will realise that your day is not only vitally important to you, your family and friends but it is also important to the church as well and thus we will do our utmost to make the day as perfect as possible.

And finally

Do enjoy your wedding day and may God Bless you both so that you may look forward to a long and happy life together

Contact details

Parish Office,
St James the Great
Church Hill
Birstall
LE4 4DN

Telephone: 0116 2671797

Email: stjames.birstall@btconnect.com or sheryljupp@hotmail.co.uk

RECTOR: While our parish is in Interregnum, please ring 07570 198810 to contact a churchwarden



Your Wedding

At

St. James the Great

Birstall

Or

Our Lady & St. Nicholas

Wanlip

A Survival Guide

to help

you have the
wedding day
you want!


Contents

	Page
Introduction	3
Getting the paper work right	3
The Service suggested Order of Service	5
Music	7
Photographs and Video	7
Flowers	8
Calling the banns	9
Things to remember	11
Things you might forget	
Costs	10
The church: being married in <i>your</i> church	
In conclusion	12

Important dates to remember


Date	Time	Description	Location

The Church: being married in *your* church



You have decided to get married at St. James or Our Lady and St. Nicholas and we are delighted that you have chosen to do so, because you bring the start of the rest of your life before God in a Christian ceremony this is a serious undertaking though and we believe the day will be made even more significant and more important for you if you feel at home in the church.

We therefore strongly urge you to come to church and worship with us if you don't already, so that on your wedding day, not only will you feel this is **your** church but you will be known by the rest of the congregation who will be delighted to keep you in their thoughts and prayers.



Things to remember

- Do let us know of your chosen options as soon as possible.
- Make sure you keep the vicar informed of any changes to your telephone numbers, home address or e-mail address as soon as you make them. Sometimes people forget and we lose contact.
- Do pay your deposit as soon as you have decided on your wedding date thereby securing the date in the church's calendar. The deposit is £100.00 which will be deducted from the final bill but is non returnable should you cancel.

Costs

2021 prices

Basic Wedding (incl organist, vergers, all fees, certs)
Includes all you need in order to get married in church

£675.00

Optional extras

£

Bells

160.00

Flowers

1 Pedestal

50.00

2 Pedestal

85.00

2 Pew ends

25.00

4 Pew ends

40.00

6 Pew ends

55.00

8 Pew ends

70.00

10 Pew ends

85.00

1 Pedestal & 2 Pew ends

65.00

1 Pedestal & 4 Pew ends

80.00

1 Pedestal & 6 Pew ends

95.00

1 Pedestal & 8 Pew ends

110.00

1 Pedestal & 10 Pew ends

125.00

2 Pedestal & 2 Pew ends

100.00

2 Pedestal & 4 Pew ends

115.00

2 Pedestal & 6 Pew ends

130.00

2 Pedestal & 8 Pew ends

145.00

2 Pedestal & 10 Pew ends


160.00

Please note that prices are reviewed every December

Introduction


Weddings are a bit like a good meal; the preparation seems to take for ever and it is all over before you know it happened.

The purpose of this booklet is to help you plan and have the best day of your life.



A good wedding cannot be thrown together in five minutes and we want you to feel your wedding was not just a good one but the best you have ever been to.

It is your day and we all hope your wedding will be all that you expected and longed for



Getting the paperwork right

A vital part of the smooth organisation of your wedding is getting the paperwork right.

A wedding application form needs to be filled in, this will help you and the Vicar to fix dates and places where your Banns need to be read, determine whether you will need a special licence or not and ensure you have come to the right church.






At an early meeting dates need to be fixed to arrange times for the wedding preparation sessions and the wedding rehearsal. We've left a space for you to make a note of these at the beginning of this booklet

If you are a divorcee, at the first meeting please bring a copy of your decree absolute to show the vicar.



The Service



I want to stress again that this is **your** day and we would encourage you to see how you can bring your own particular requirements to the service.

The church has at its' disposal all manner of talents and facilities you may find useful to create your perfect day.



Organ



Flowers



CD player



Bells

The service has a fairly structured format with the marriage encompassed in hymns, readings, a sermon, prayers and, of course, the signing of the register but there are many variations on how you can put these things all together.

Calling the Banns

Having your Banns read is a legal requirement and needs completing prior to the marriage.



You might need a Banns certificate from the other church(es)

Please note;

- If the bride and groom live in the same parish as the Church they are to be married in, then the banns need reading at the Church alone and the Vicar will organise this automatically.
- If the bride and groom live in a different parish to the church they are to be married in then their banns need reading at the church where they reside. Please note: if the bride and groom live in two different parishes to the church that they are to be married in then their banns need to read at both churches.



To have your banns read you will need to contact the Anglican Vicar at the church where you reside in good time as the banns need reading on three consecutive Sundays, normally a month prior to the wedding.

Flowers

Flowers bring beauty to the church and to your wedding. Our flower ladies - in arranging your flowers - give their time and talents for free as a blessing on your wedding day; charging only for the flowers themselves. With this in mind we would ask you to consider leaving at least one pedestal in church for the congregation to enjoy during our Sunday worship.

These are a few examples of Pedestals and Pew ends



To help you start your planning below is the usual Order of Service.

Suggested order of service

Enter to music

Hymn or Song

The Marriage

A Reading

The sermon

Hymn or Song

Prayers

Final Hymn or Song

Blessing

Signing of the register with music

Out to music

Remember this is a suggested pattern - you may have ideas which are different and which will be better for you. Please feel free to discuss them with the vicar

Suggested Readings

There may be at least one reading from the Bible.

Here are a few ideas:

1 Corinthians 13	Paul's thoughts on the all-importance of love
1 John 4:7-end	God is love and we should love one another
John 15: 9-12	Jesus' command for us to love
Genesis 1:26-31	God creates man & woman
Ephesians 3:14-end	God is the father of all families and the abundance of Jesus' love.
Ephesians 5:21-end	Love, obedience and mutual self-giving.
John 2 1-11	The wedding at Cana
Colossians 3: 12-17	The life of love



For your notes

There are obviously many more but this will keep you going for a while. Please contact the Vicar if you get stuck.

We will also be able to help you choose hymns and any special prayers you would wish to include in the service.

Occasionally people wish to have their wedding as part of a service of Holy Communion and if you have thought about that then please feel free to discuss it.



You may want a member of the family or a friend to be involved in the service. Or you may wish your local minister to be involved. There are several opportunities for this, please mention it to the vicar.

Music



An organist will be available to play at your wedding.

Some people have friends or family who are musicians and, wherever possible, we are pleased to welcome them into the church to make your wedding service distinctively yours.

If you wish to use CDs please provide the originals and not copies.

Please discuss any special arrangements with the Vicar and organist as soon as possible.

The Vicar and organist are also happy to help you choose your hymns and processional music. Please make contact with them in church.

Photographs and Videos



Photographs and videos may form an important part of your memory of your wedding day. Your photographer is very welcome in church. It would be good to ask them to make contact so that the vicar can advise them on practicalities for the day.